

 **NEW HOLLAND**

# E235SR

NEW HOLLAND KOBELCO



NET FLYWHEEL POWER 116 kW - 158 hp

MAXIMUM OPERATING WEIGHT 24 900 kg

BUCKET CAPACITY 0.51 - 0.93 m<sup>3</sup>

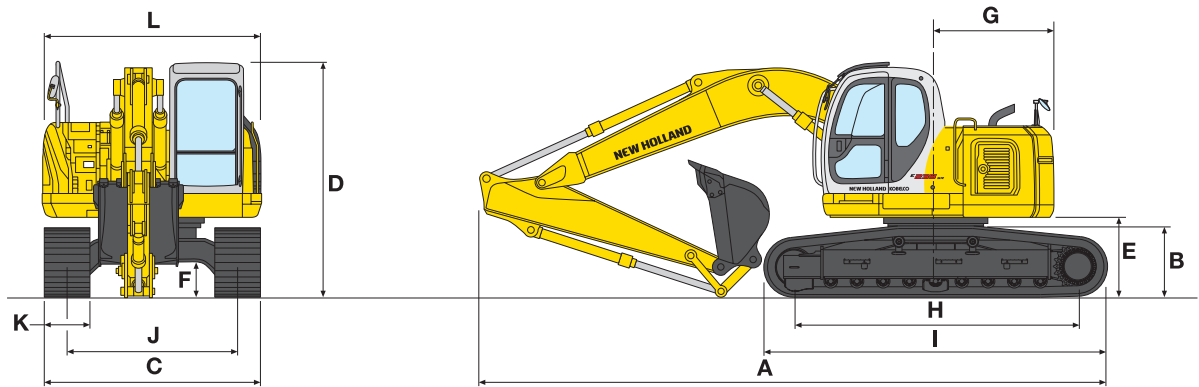
 **NEW HOLLAND**

PROVEN PERFORMANCE



# ONE-PIECE BOOM

## DIMENSIONS (mm) - OPERATING WEIGHT



Versions	A	B	C	D	E	F	G	H	I	J	L
E235SR-NLC	8890	995	2990	3090	1090	455	1680	3850	4655	2390	3000
E235SR-LC	8890	995	3190	3090	1090	455	1680	3850	4655	2590	3000

		E235SR - NLC			E235SR - LC			
K - Shoe width	mm	600	700	800	600	700	800	900
C - maximum width	mm	2990	3090	3190	3190	3290	3390	3490
Operating weight	kg	23900	24200	24500	24000	24300	24600	24900
Ground pressure	bar	0.48	0.42	0.37	0.48	0.42	0.37	0.33

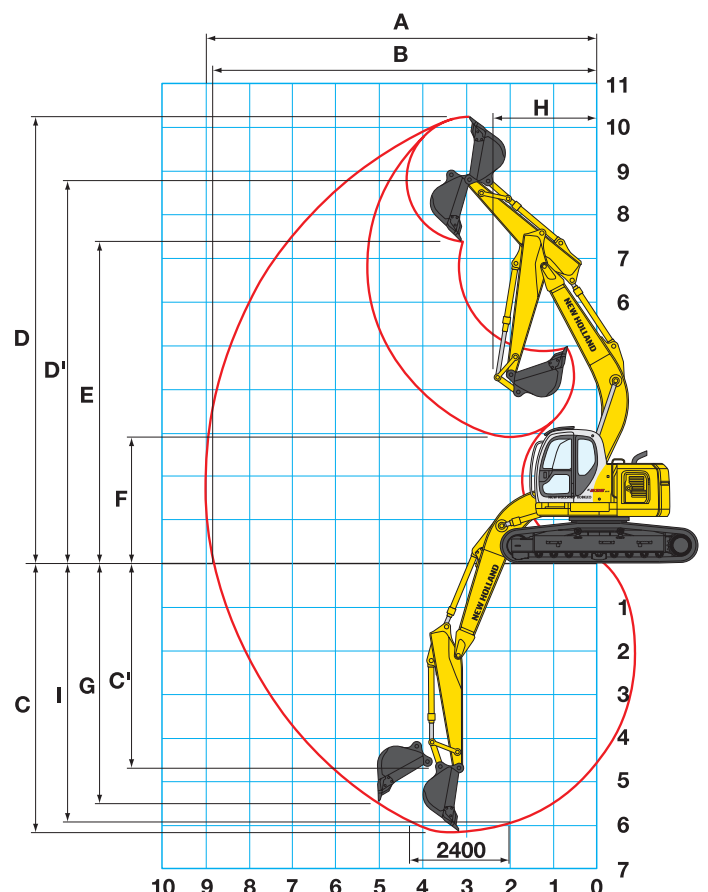
## DIGGING PERFORMANCE

DIPPERSTICK	mm	2940	3300
A	mm	9850	10210
B	mm	9660	10030
C	mm	6700	7100
C'	mm	5260	5660
D	mm	11290	11590
D'	mm	9850	10150
E	mm	8420	8690
F	mm	3220	2980
G	mm	6060	6480
H	mm	1900	2450
I	mm	6520	6930

BREAKOUT FORCE:			
BUCKET	daN	14300	14300
DIPPERSTICK	daN	9710	9220

"POWER BOOST" ON			
BUCKET	daN	15700	15700
DIPPERSTICK	daN	10700	10100

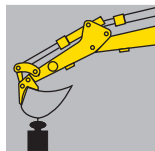
BUCKETS	
SAE Capacity (m³)	Width (mm)
0,51	710
0,68	950
0,80	1050
0,93	1230



# E235SR

## LIFTING CAPACITY

### REACH



1.5 m	3.0 m	4.5 m	6.0 m	7.5 m
FRONT SIDE	FRONT SIDE	FRONT SIDE	FRONT SIDE	FRONT SIDE

### E235SR-NLC ONE-PIECE BOOM - 2940 mm DIPPERSTICK

HEIGHT										
+9.0 m					3850 *	3850 *				
+7.5 m					4570 *	4570 *	3950 *	3950 *		
+6.0 m					4980 *	4980 *	4890 *	4670		
+4.5 m			7760 *	7760 *	6250 *	6250 *	5460 *	4480	4750 *	3020
+3.0 m			12650 *	12650 *	8090 *	6700	6320 *	4220	5390	2900
+1.5 m			7720 *	7720 *	9790 *	6150	7170 *	3950	5240	2760
0			8550 *	8550 *	10670 *	5820	7310	3760	5130	2660
-1.5 m	7370 *	7370 *	11830 *	11330	10650 *	5690	7200	3670	5080	2610
-3.0 m	11100 *	11100 *	13920 *	11500	9740 *	5730	7140 *	3680		
-4.5 m	15770 *	15770 *	10740 *	10740 *	7660 *	5920				

### E235SR-LC ONE-PIECE BOOM - 2940 mm DIPPERSTICK

HEIGHT										
+9.0 m					3420 *	3420 *				
+7.5 m					4060 *	4060 *	3510 *	3510 *		
+6.0 m					4420 *	4420 *	4300 *	4300 *		
+4.5 m			6930 *	6930 *	5530 *	5530 *	4800 *	4800 *	4220 *	3320
+3.0 m			11240 *	11240 *	7150 *	7150 *	5560 *	4650	4740 *	3190
+1.5 m			6940 *	6940 *	8640 *	6850	6300 *	4370	5090 *	3050
0			7690 *	7690 *	9410 *	6500	6780 *	4170	5070	2940
-1.5 m	6610 *	6610 *	10670 *	10670 *	9370 *	6370	6820 *	4070	5020	2900
-3.0 m	10010 *	10010 *	12250 *	12250 *	8550 *	6410	6240 *	4090		
-4.5 m	14260 *	14260 *	9380 *	9380 *	6670 *	6610				

Data in kilos

As per ISO 10567 with excavator equipped with bucket. The indicated load is no more than 87% of hydraulic system lift capacity or 75% of static tipping load. Values marked with an asterisk are limited by the hydraulic system.

AT YOUR OWN DEALERSHIP

The information contained in this brochure is intended to be a general nature only. The NEW HOLLAND KOBELCO CONSTRUCTION MACHINERY S.p.A. company may at any time and from time to time, for technical or other necessary reasons, modify any of the details or specifications of the product described in this brochure. Illustrations do not necessarily show products in standard conditions. The dimensions, weights and capacities shown herein, as well as any conversion data used, are approximate only and are subject to variations within normal manufacturing techniques.

Published by NEW HOLLAND KOBELCO CONSTRUCTION MACHINERY S.p.A. - www.newholland.com  
Printed in Italy - LEADER Firenze - Cod. 73301601 - INB - Printed 02/05

 **NEW HOLLAND**

A product of the global alliance between CNH and KOBELCO



NEW HOLLAND IS A BRAND OF CNH.  
CNH: THE TOTAL SOLUTIONS CHOICE FOR YOUR SPECIFIC BUSINESS NEEDS.